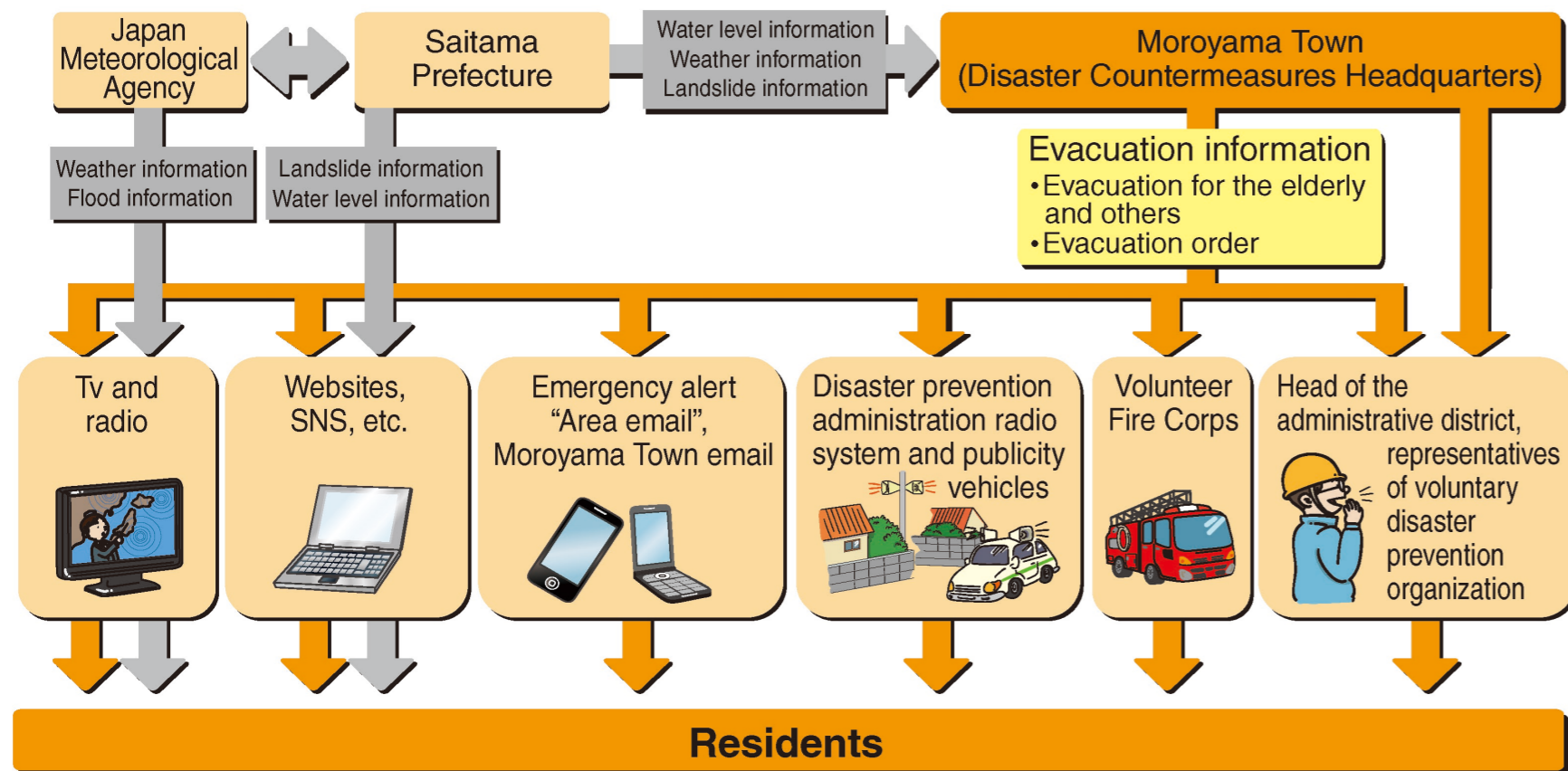


Communicating Information in Times of Disaster

Communicating information to residents



Get information from Moroyama Town!

Websites and SNS sources

Disaster information is provided on the official website, in addition to LINE, Twitter and other SNS platforms.

Moroyama Town Official Website
<http://www.town.moroyama.saitama.jp/>



Moroyama Town Official LINE



Moroyama Town Official Twitter



Email distribution and telephone response system

Moroyama Town has started a service for its residents to provide information from the disaster prevention administrative radio system through email distribution and telephone response. This service allows residents to refer to the contents of the disaster prevention administrative radio broadcasting through email distributed to pre-registered email addresses or through an automated telephone response system.

Also, note that fire-related information broadcast under remote control by Nishi-Iruma Wide-area Firefighting Union and the daily-scheduled broadcasting (e.g., students' leaving school notice) are not subject to the email distribution and telephone response service. Fire-related information is available through the disaster information guidance service (049-280-4333) operated by Nishi-Iruma Wide-area Firefighting Union.

How to register email distribution system

Send a blank email to t-moroyama@sg-m.jp if not readable.

- (1) Access the website by reading in the 2D code above, and send a blank email.
- (2) Upon receiving "Completion of temporary register notification" with an URL for definitive registration, access the definitive registration site and follow the guidance to finish registration.

Check on telephone

Telephone response service

Contents of the disaster prevention administrative radio broadcasting is available through telephone.

0800-800-1165

Collect information

Confirm information on TV

How to use the "d" button on TV



- (1) Press "d" button on the remote control.
 - (2) Select "Disaster prevention and Living information".
- * On NHK or TV Saitama, etc.

Look it up on the Internet

Saitama Prefecture Flood Control Information System

Rainfall, water levels, dam information, etc. in Saitama Prefecture



Saitama Prefecture Flood Control

Japan Meteorological Agency

Weather advisory, alert, and emergency warning, short-time deluge forecast, hazard distribution of flood alert, typhoon information, earthquake information, etc.



JMA Advisory

Disaster prevention information for rivers

Webcam images, observed water levels of rivers, water level prediction, etc.



Disaster prevention for rivers

Confirm information via email

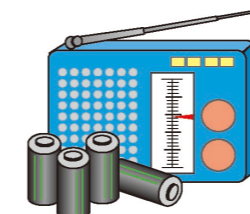
Emergency Alert Email is a service to simultaneously distribute "Earthquake Early Warning" distributed by JMA and "Disaster and evacuation information" by national and local public entities to cellphones in specific areas. * Email address registration is unnecessary, will be automatically received if cellphone is compatible (no communication, monthly, or information fees necessary). Check with your cellphone service provider for settings, etc.

Things to Take with and Keep Stock for Emergency

Prepare and inspect on daily basis so that you can take them with you in times of crisis.

Things to take with in emergency (example)

Portable radio



- Radio
- Batteries (prepare extra)

Emergency medical supplies



- First-aid kit
- Household medicines (for chronic disease, etc.)

Infectious disease prevention

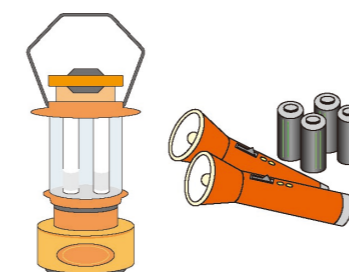
- Medical mask
- Antiseptics for hands
- Clinical thermometer

Emergency food



- Drinking water
- Hardtack
- Canned food
- Processed quick-cooking rice
- Candies, chocolate, etc.

Lighting equipment



- LED lantern
- Flashlight
- Batteries (prepare extra)

Others



- Cash (more change than bills)
- Whistle (to call for help)
- Spare clothes
- Wet wipes
- Toothbrush
- Battery charger for cellphone
- Towels

- Plastic wrap (for stopping bleeding and covering tableware)
- Disposable chopsticks
- Paper dishes and paper cups
- Portable toilet
- Newspaper
- Plastic bags
- Ear plugs and eye masks

- Necessities for each household -----
- Baby goods (milk, baby food, diapers, etc.)
 - Sanitary items
 - Contact lenses and eyeglasses
 - Dentures and hearing aids
 - Backpack

Things to keep stock for emergency (example)

Stock enough goods to sustain for a few days (3 days at least, 7 days recommended) until recovering from the disaster.

Drinking water



- Drinking water (3L/person/day is the estimated standard amount)
- Water storage tank, etc.

Emergency food



- Rice (Processed quick-cooking type comes in handy)
- Canned and retort foods
- Pickled plums, seasonings, etc.
- Dried food, candies, chocolate (snacks, etc.)

Fuel



- Tabletop stove
- Gas cartridges
- Solid fuel

Others



- Domestic water (store in bathtub, etc.)
- Blankets, sleeping bags, toiletries, etc.
- Cooking utensils (pots, kettle, etc.)
- Buckets, various outdoor equipment, etc.
- Portable tooth-brushing and shaving set, etc.

Prepare for home evacuation with circulative stockpiling!

Circulative stockpiling is the method of keeping a certain amount of food and other goods in stock on regular basis. Buy a little extra of food and other goods regularly, eat older ones first and make additional purchase of what you have consumed. That way, the stockpile won't go to waste and you can eat the food you are used to as emergency food during the time of disasters.

Keep stock of the food you are used to!

